

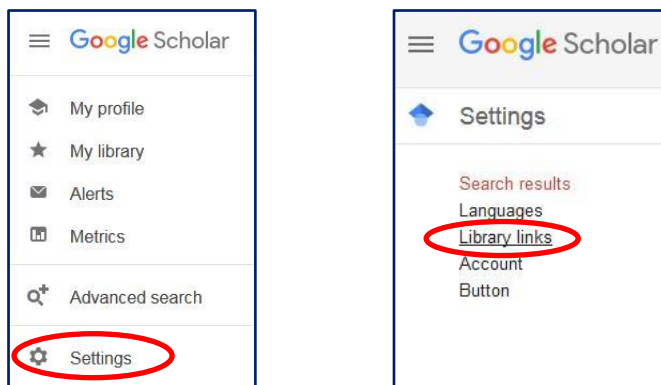
Accessing NHS OpenAthens journals in Google Scholar

Before you search Google Scholar, you should select a library in the settings menu. Once you set and save your preferences, you will be able to link to OpenAthens resources retrieved with a Google Scholar search.

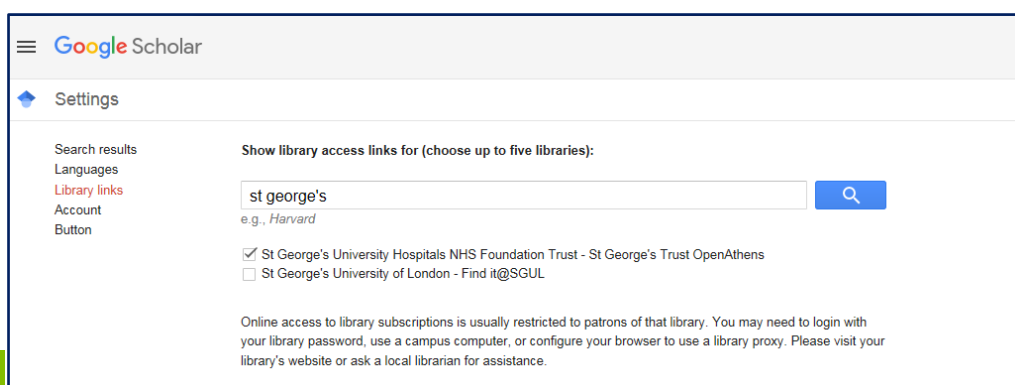
1. Click the menu icon in [Google Scholar](#).



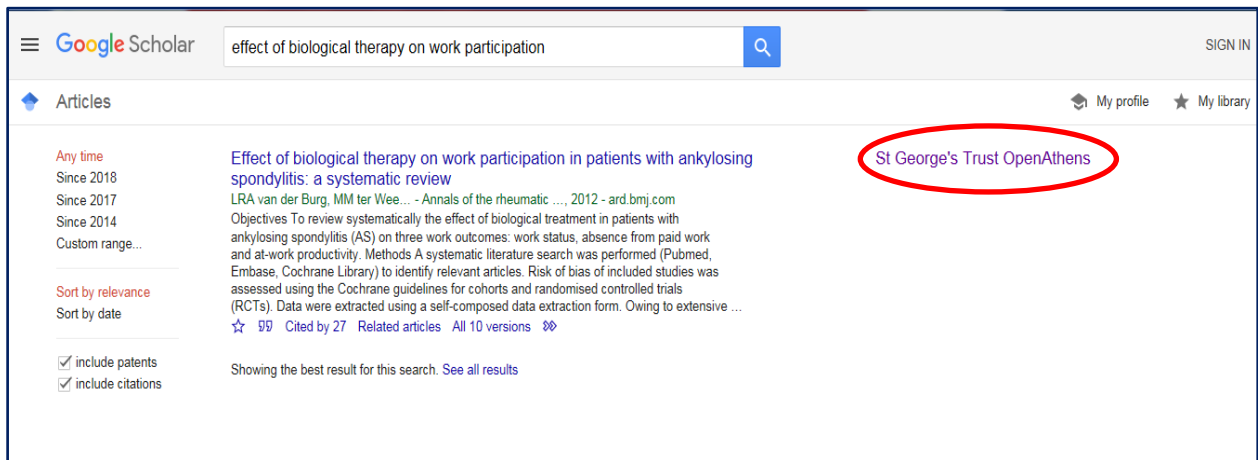
2. Select Settings, and then Library links.



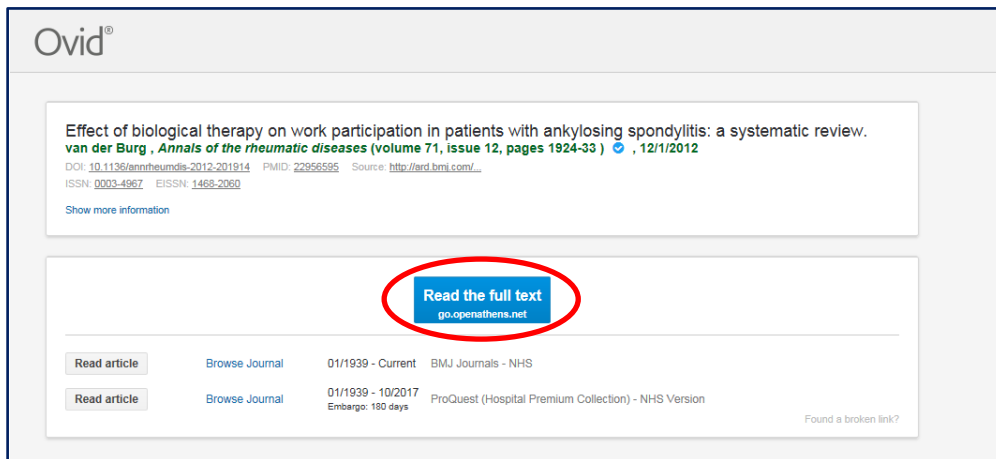
3. Search for "st george's" in the search box, select St George's University Hospitals NHS Foundation Trust- St George's Trust OpenAthens from the list, and save your selection.



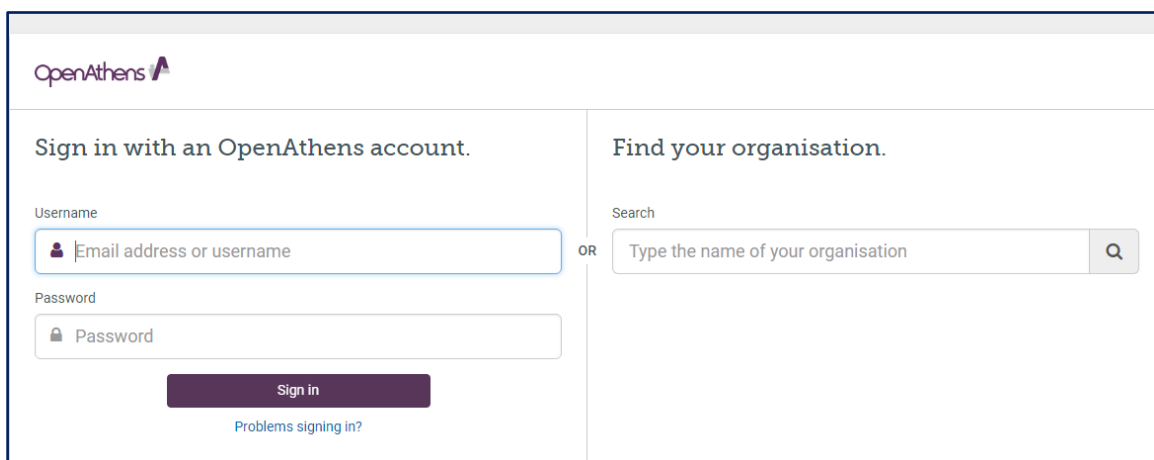
4. Search for your terms and look for a link to St George's Trust OpenAthens. This link will open a new page.



5. Click Read the full text.



6. Enter your OpenAthens username and password when prompted, and you should then be able to access the full-text article.



Further help and support

If you require any further assistance contact a member of the NHS Liaison team:



Follow us: @sgullibrary



Find us: sgul library

NHS Library Contacts:

Karen John-Pierre

NHS and Liaison Manager

Tel: 020 8725 5433

kjohn@sgul.ac.uk

Stephen Reid

NHS Liaison Support Librarian /OpenAthens Administrator

Tel: 020 8725 5433

sreid@sgul.ac.uk