


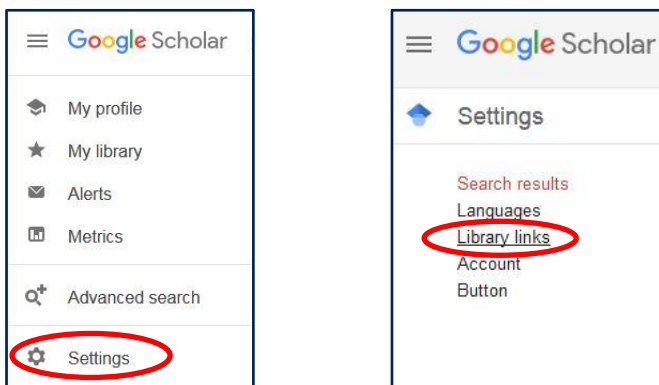
Accessing NHS OpenAthens journals in Google Scholar

Before you search Google Scholar, you should select a library in the settings menu. Once you set and save your preferences, you will be able to link to OpenAthens resources retrieved with a Google Scholar search.

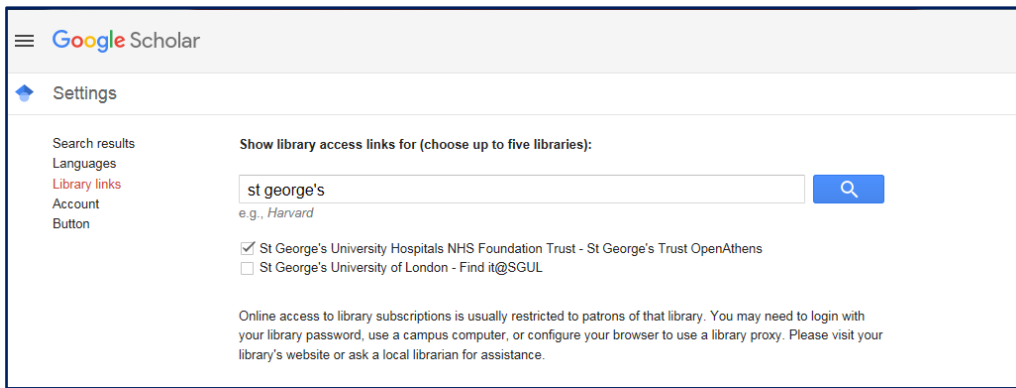
1. Click the menu icon in [Google Scholar](#).



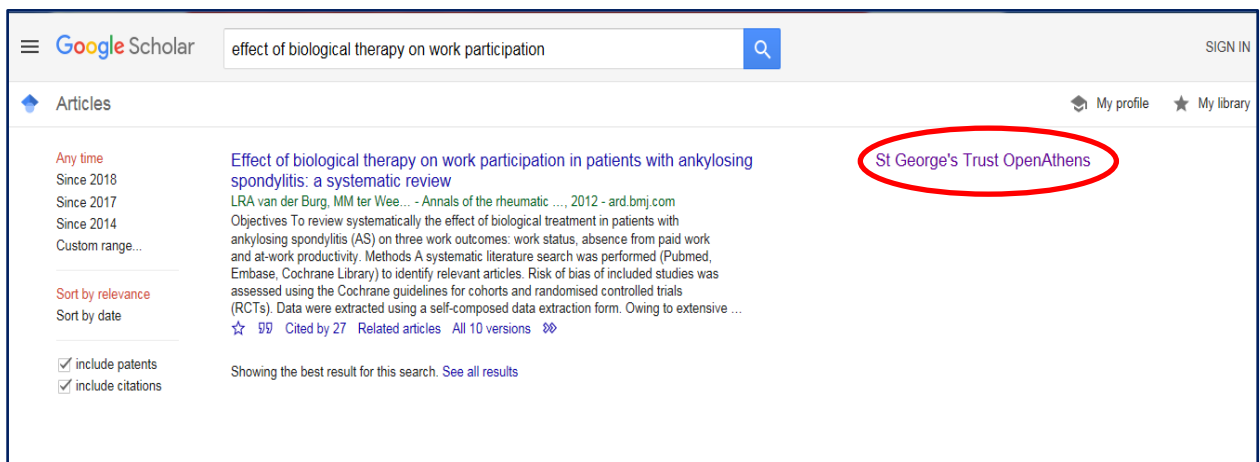
2. Select Settings, and then Library links.



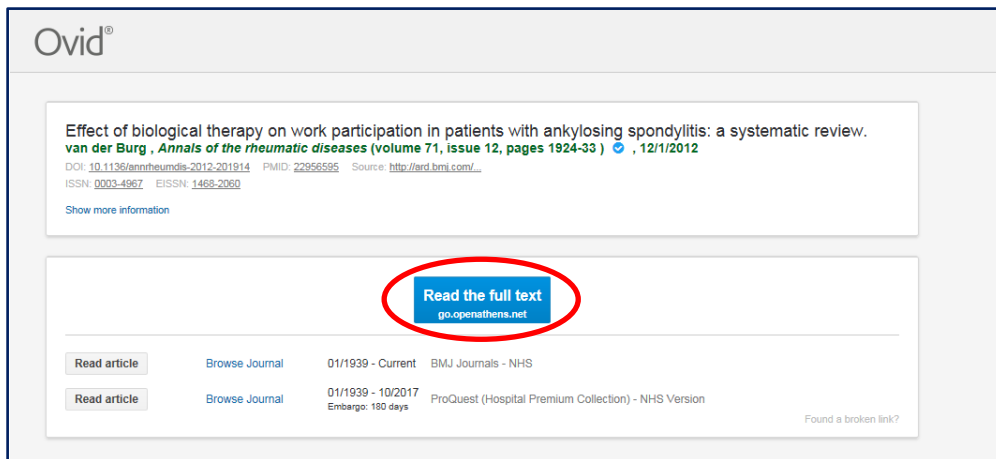
3. Search for "st george's" in the search box, select St George's University Hospitals NHS Foundation Trust- St George's Trust OpenAthens from the list, and save your selection.



4. Search for your terms and look for a link to St George's Trust OpenAthens. This link will open a new page.



5. Click Read the full text.



6. Enter your OpenAthens username and password when prompted, and you should then be able to access the full-text article.

OpenAthens

Sign in with an OpenAthens account.

Username

Email address or username

OR

Search

Type the name of your organisation

Password

Password

Sign in

Problems signing in?

Further help and support

If you require any further assistance contact a member of the NHS Liaison team:



Follow us: @sgullibrary



Find us: sgul library

NHS Library Contacts:

Karen John-Pierre

NHS and Liaison Manager

Tel: 020 8725 5433

kjohn@sgul.ac.uk

Stephen Reid

NHS Liaison Support Librarian /OpenAthens Administrator

Tel: 020 8725 5433

sreid@sgul.ac.uk

Sarah O'Reilly

NHS Liaison Support Librarian

Tel: 020 8725 5433

soreilly@sgul.ac.uk